



# TITAN WUXGA 3D Pro Series II

TITAN WUXGA 3D-L • TITAN WUXGA 3D-P • TITAN WUXGA 3D-L UC • TITAN WUXGA 3D-P UC • TITAN WUXGA Dual 3D • TITAN WUXGA Dual 3D UC



## PERFORMANCE SPECIFICATIONS

### Brightness (±10%)

WUXGA 3D L & P: 7,000 Lumens  
WUXGA 3D L & P *Ultra Contrast*: 3,500 Lumens  
WUXGA Dual 3D: 12,000 Lumens  
WUXGA Dual 3D *Ultra Contrast*: 6,000 Lumens

### Mechanical Orientation

- "P" models support portrait and 360° of roll
- "L" models support 360° of pitch (lens up/down)

### Contrast Ratio (±10%)

Standard Models: 2000:1  
Ultra Contrast Models: 5000:1

### Display Type

3 x Darkchip WUXGA DMD™ with Fast Transit Pixels for smooth greyscale and improved contrast

### DMD Specification

1920 x 1200 pixels native, 12° tilt angle

### Fill Factor

87%

### Sealed Optics at DMD™ Interface

Protects DMD's™ from optical contamination

### Source Compatibility

- Composite, s-video, and color difference video standards
- RGB graphics standards up to 1920 x 1200
- DVI standards with HDCP compliance
- High definition RGB and color difference standards
- High definition / standard definition serial digital formats (SD/HD-SDI)
- High bandwidth - Dual DVI, and Dual-Twin DVI

### Video Processing

- Enhanced 7 point color correction
- Dual Flash Processing™ increases 60 Hz inputs to 120 Hz displayed output
- FastFrame™ Motion Blur Reduction
- Xenon Color Mode - User selectable notch filter and xenon-color mode processing, enable the projector to replicate xenon lamp spectral performance
- Class leading Video de-interlacing/processing of SD and HD sources using auto 3:2 and 2:2 extraction, ruggedized for editing discontinuities
- Pixel-based motion adaptive interpolation
- User selectable preset, parametric de-gamma and user downloadable de-gamma
- Frame Delay: as low as 1 frame, source dependant
- Auto mode selection - plug and play setup

### High Bandwidth Input

- 3D capable
- Pixel Mapped - with low latency
- FastFrame™ Motion Blur Reduction
- 120 Hz with no frame doubling

### 3D Sync

Sync In - External lock  
Sync Out - Shutter glass control

### Network Connection

LAN via RJ 45, Wireless 802.11b, full protocol feature set

### Lamp Type

Single or Dual High Intensity Discharge module

### Lamp Life (typical)<sup>1</sup>

2000 hours per lamp, dual lamp models provide 4000 hours sequential lamp operation, lamp low provides extended lamp life

### Lens Mount

Zoom: Motorized horizontal and vertical lens shift, zoom & focus  
Fixed: Manual Focus  
Intelligent Lens Memory with 10 user-definable preset positions

### Lens Shift (maximum)

Fixed 1.12 and Zoom Lenses:  
• Vert: +0.7, -0.5 frame; Hor: ±0.1875 frame  
0.67 Fixed lens:  
• Vert: ±0.1 frame; Hor: ±0.1 frame

### Lens Options

0.67	:1 fixed	1.87-2.56	:1 zoom
1.12	:1 fixed	2.56-4.16	:1 zoom
1.16- 1.49	:1 zoom	4.16-6.96	:1 zoom
1.39-1.87	:1 zoom	6.16-10.49	:1 zoom

- 1.12:1 Lenses include manual aperture
- High-contrast lenses available for 0.67:1 and all zoom lenses

### Mechanical Mounting

- Front or rear table; Front or rear ceiling (ceiling mount optional)
- Rugged, staging tolerant chassis with integrated handles
- Optional RapidRig™ frame with integrated pitch, roll and yaw adjustments

### Weight (chassis only)

68 lbs (31kg)

## Overview

Digital Projection International (DPI), Texas Instruments' first DLP™ partner and the original innovator of the 3-chip DLP™ projector, proudly introduces the TITAN WUXGA 3D family.

Weighing in at just 31kgs/68 lbs. every TITAN 3D display employs the latest in WUXGA dark chip, 3-chip DLP™ technology to deliver up to 12,000 ANSI lumens and up to 4000:1 contrast. This award-winning compact chassis now includes six WUXGA active 3D models. All robustly built and extremely quiet, TITAN 3D projectors are the perfect imaging solution for vital immersive applications including: military simulation, scientific visualization, medical and geological research, product engineering, commercial cinema and theme park attractions.

In addition to the active 3D capability, TITAN 3D models also include DP's new *FastFrame™* technology, a revolutionary combination of hardware and firmware that reduces the artifacts and image blur typically associated with rapidly moving displayed content. The benefits of *FastFrame™* are especially important for simulation environments such as commercial and military flight training, and other applications where maintaining the visual integrity of high-speed imagery is vital.

For challenging 3D venues that require extreme mechanical rigging or precise mechanical alignment, the TITAN 3D products can be ordered with DP's RapidRig™ flying and stacking frame. The RapidRig™ frames provide integrated pitch, roll and yaw adjustments, simplifying installation and alignment accuracy. TITAN 3D models utilize the same lenses employed across the rest of DPI's TITAN and LIGHTNING product range, so optical accuracy is always ensured.

Other key benefits of the TITAN WUXGA 3D models include:

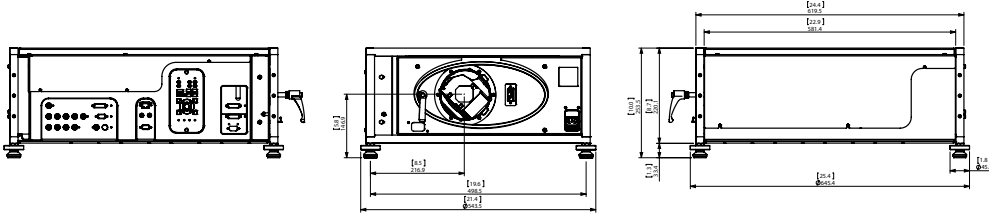
- High Bandwidth input >120Hz active stereoscopic DVI with no need for frame doubling. This capability extends the dynamic range up to 16 bit for improved contrast and color gamut.
- Dual Flash Processing™ (DFP) – Enables distribution of 3D content via 60 Hz formats by providing the option to frame-double the signal within the projector. When this option is selected, the input signal, having been processed and re-sized to map to the native resolution of the projector, will also be frame-doubled to 120 Hz, and the doubled frames interleaved. This produces imagery with the low flicker characteristics of a native 120 Hz source, but without the infrastructure costs associated with distributing and switching ultra-high bandwidth signals.
- Projector electronics which provide an interface to drive an infrared transmitter to synchronize switching glasses with active displayed frames. The user can elect either to pass through an external sync pulse, or to use the reference generated internally by the projector. Adjustments are provided to accommodate the phase and dead time characteristics of different switching glasses.
- FastFrame™ technology, a revolutionary combination of hardware and firmware that provides user adjustments to vastly reduce the artifacts and image blur typically associated with rapidly moving display content.
- Minimal video delay from input to screen - as low as 1 frame.
- Eight user-selectable inputs, including HDCP-compliant DVI plus SD/HD-SDI.
- High bandwidth DVI inputs offer Single, Twin, Dual & Dual Twin DVI connectivity.
- Up to 16 Bit color for breathtaking image reproduction.
- DPI's ColorMax™ calibration capabilities including enhanced seven-point color correction for broader color space and precise color alignment.
- DPI's CoolTek™ engineering, delivers the highest lumen performance with the lowest power consumption, thermal (BTU) and noise level (dBA) output.

TITAN WUXGA 3D Pro Series II displays - powerful tools for immersive large screen applications - bringing the precision of Digital Projection to your venue.

## INPUT CAPABILITIES

Type	Connector	Quantity
Composite	BNC	1
S-Video	4-pin mini DIN	1
Component Interlaced/Std def Y, Cr/Pr, Cb/Pb, S	BNCx4	1
Graphics Progressive RGB/Progressive Interlaced Hi def Y, Cr/Pr, Cb/PB	BNCx5	1
RGBHV (Progressive)	D sub (15-pin)	1
Digital RGB	DVI	1
Serial Digital SD/HD-SDI (SMPT E 259M/292M)	BNC	1
DVI - High bandwidth		
Dual - main	DVI	1
Dual - sub	DVI	1

# TITAN WUXGA 3D Pro Series II



TITAN WUXGA 3D side panel

## Projector Dimensions





Projector dimensions (in)  
L1 25.4 W1 21.4 H1 10

Projector dimensions (mm)  
L1 645.4 W1 543.5 H1 253.5



shown with optional rigging frame

## ADVANCED TECHNICAL SPECIFICATIONS

PARAMETERS	  (Single Lamp Models)	  (Dual Lamp Models)
Native Color Temperature	6500°K ±1000°K; white balance-adjustment: 3000°K to 10000°K User selectable Xenon-like colorimetry using dynamic optical and electronic enhancement.	
HDTV Formats Supported	1080i (50Hz, 60Hz), 1080p (24Hz, 25Hz, 30Hz, 50Hz, 60Hz), 1080 24sf, 720p (50, 60Hz), 480i, 480p	
Scan Rates Supported	Inputs 1-7: Horizontal: 15kHz to 100kHz / Vertical: 24Hz to 85Hz - Input 8: 3D progressive 576p up to 1200p @ 120Hz	
Remote Control	Addressable IR remote control, wireless and wired with loop-through / On board invertable keypad	
Automation Control	LAN connection via RJ45 / RS232 9-pin D type	
Operating/Storage Temperature	Operating: 0 to 40°C / Storage: -10 to 50°C	
Operating Humidity	20 to 80% non-condensing	
Thermal Dissipation	1,981 BTU/hr	3,108 BTU/hr
Fan Noise	Less than 42dBA	Less than 45dBA
Power Requirements	100-240 VAC ±10%, 50/60Hz single phase	
Power Consumption	580 watts maximum	910 watts maximum

Projectors	Part #
TITAN WUXGA 3D-L	110-404
TITAN WUXGA 3D-P	109-662
TITAN WUXGA 3D-L <i>Ultra Contrast</i>	110-658
TITAN WUXGA 3D-P <i>Ultra Contrast</i>	109-663
TITAN WUXGA Dual 3D	109-664
TITAN WUXGA Dual 3D <i>Ultra Contrast</i>	109-665

Accessories	Part #
330W UHP Lamp* (2 required for Dual lamp models)	109-319
RapidRig™ Frame	107-956
TITAN 3D Series Adjustable Ceiling Mount	108-499
Infrared Remote (Replacement)	105-023
* Includes high-performance replacement air filter(s)	

Lenses	HB Part #
0.67:1	105-607
1.12:1	105-608
1.12:1 (short)	105-609
1.16-1.49:1	109-236
1.39 - 1.87:1	105-610
1.87 - 2.56:1	105-611
2.56 - 4.16:1	105-612
4.16 - 6.96:1	105-613
6.92-10.36:1	109-235

1 Based on 4-6 hour/day operational profile. Venue and application conditions may impact actual lamp life. See Digital Projection's Product Warranty Statement for details on lamp warranty. Installations requiring horizontal or vertical tilt orientations greater than 15 degrees may reduce the actual operational hours of one of the two lamps.

